









# Six Steps to a Winning ICC Paper

Getting Informed and Organized  
for ICC 2012



<b>11</b>	<b>12</b>	<b>13</b>	<b>14</b>	<b>15</b>	<b>16</b>	<b>17</b>	<b>18</b>	<b>19</b>	<b>20</b>
<b>21</b>	<b>22</b>	<b>23</b>	<b>24</b>	<b>25</b>	<b>26</b>	<b>27</b>	<b>28</b>	<b>29</b>	<b>30</b>
<b>31</b>	<b>32</b>	<b>33</b>	<b>34</b>	<b>35</b>	<b>36</b>	<b>37</b>	<b>38</b>	<b>39</b>	<b>40</b>
<b>41</b>	<b>42</b>	<b>43</b>	<b>44</b>	<b>45</b>	<b>46</b>	<b>47</b>	<b>48</b>	<b>49</b>	<b>50</b>
<b>51</b>	<b>52</b>	<b>53</b>	<b>54</b>	<b>55</b>	<b>56</b>	<b>57</b>	<b>58</b>	<b>59</b>	<b>60</b>
<b>61</b>	<b>62</b>	<b>63</b>	<b>64</b>	<b>65</b>	<b>66</b>	<b>67</b>	<b>68</b>	<b>69</b>	<b>70</b>
<b>71</b>	<b>72</b>	<b>73</b>	<b>74</b>	<b>75</b>	<b>76</b>	<b>77</b>	<b>78</b>	<b>79</b>	<b>80</b>

11		13	14		16	17	18	19	20
21	22	23	24	25	26	27	28	29	30
31	32	33	34	35	36		38	39	40
41	42		44	45	46	47		49	50
51	52	53	54	55	56	57	58	59	60
61	62	63	64	65		67	68	69	70
71		73	74	75	76	77	78	79	
















# Introduction

- Why We're Here: "Developing and Systematizing the Creation Model of Origins!"
  - The Reality: Written Revelation and Physical Observation
  - Documenting the Reality: Building the Model
  - The Win: Utilizing the Model





11		13	14	15	16	17	18		20
21	22		24	25	26	27	28	29	
31	32	33	34		36	37	38	39	40
41	42	43	44	45	46	47	48	49	50
51		53	54	55		57	58		60
61	62		64	65	66		68	69	70
71	72	73	74	75	76	77	78	79	



# Introduction

- Who We Are

- Eddy Miller: Interim Dean, ICRGS; CEO, Dissertation Services, Inc.
- John Whitmore: Assoc. Prof of Geology, Cedarville University; Faculty Scholar of the Year, 2008
- Andrew Snelling: Director of Research, AiG; Editor of RATE volumes I (2000) and II (2005)
- Bob Ivey: Computer Consultant; CSF/ICC Webmaster



# Introduction

- The Process of Creation Model Building
  1. Topic Selection
  2. Study Design
  3. Research
  4. Write-Up
  5. Peer Review
  6. Presentation



# Step 1: Selecting Topics that Build the Creation Model

- Topics Emerge from Existing Literature
- Purposes Address Deficiencies
  - Gaps
  - Contradictory/Inconclusive Findings
  - Limitations in Scope



# Step 2: Designing Studies that are “Bullet-Proof”

- Why?
  - Value as a ‘Building Block’
  - Invulnerable to Attack
- How?
  - Hypotheses are Necessary/Sufficient
  - Parameters are Specified
  - Methodologies Match Hypotheses
  - Limitations are Controlled, Acknowledged



# Step 3: Actualizing Study Designs

- Plan for Data Collection, 'Damage Control'
- Take Steps to Avoid Contamination
- Safeguard Collected Data



# Step 3: Actualizing Your Study Design (continued)

- Double-Checking Data Analyses
- Interpret Data in Relation to Hypotheses
- Draw Conclusions in Relation to the Creation Model



# Step 4: Writing the First Draft of Your Paper

- Mechanicals and Formatting Options
  - Word Limits
  - Plain Text, Minimum Formatting
  - Graphics and Captions
- Paper Infrastructure
  - Preliminaries
  - Text
  - Supporting Materials



# Step 4: Writing the First Draft of Your Paper (continued)

- Review Criteria
  - Connected to the Existing Literature
    - Original Contribution, Well Documented,...
  - Methodologically Sound
    - Appropriate Use of Materials,,,,,
  - Well-Reasoned
    - Proper Interpretation of Data, Alternatives Considered
  - Faithful Biblically



# Step 5: Seeing Your Editor as Your Colleague

- Editor's Role and Procedures
  - Overseeing and adjudicating paper reviews
  - Checking correct paper formatting, referencing, etc.
  - Aiming to perfect the papers in his care
- Submitting Your Paper, Documents
  - Make sure the paper is formatted as per the Authors' Manual, and submitted with full contact details
  - Make sure all figures, tables and unusual fonts are submitted separately (not embedded)
  - Make sure all required copyright and other paperwork is submitted



# Step 5: Seeing Your Editor as Your Colleague (continued)

- Review of Your Paper
  - Provide your suggestions for the best qualified reviewers
  - Wait patiently and don't hassle editor for the outcome
- Interactions with Your Editor
  - Always communicate graciously with your editor and his staff (as you would wish to be treated)
  - Always respond promptly and fully to all requests, or else explain why delay is unavoidable
  - Always accept your editor's judgment, even after graciously arguing your case
  - Treat your editor as your friend, because he/she is!



# Step 5: Seeing Your Editor as Your Colleague (continued)

- Timely Progress
  - Be punctual and meet deadlines, as your editor has deadlines to meet too
  - Always do in a timely manner as you would prefer to be treated, and cut slack accordingly too!



# Step 6: Presenting Your Winning Paper in 2012

- Pre-Conference Submission Objectives
  - Reduce Session Setup Time
  - Minimize Technical Problems
  - Facilitate Use on Post-Conference CD
- Challenges
  - Balancing Tools/Techniques Used/Available
    - PCs, Projection Equipment
  - Changing Technologies



# Step 6: Presenting Your Winning Paper in 2012 (continued)

- Microsoft PowerPoint Preferable
  - Most Widely Used
  - PPT file type (Ex: My Show.PPT)
  - Version Compatibility
- Other Products
  - Pack and Go Option
- Contrast
  - Dark background, light text



# Step 6: Presenting Your Winning Paper in 2012 (continued)

- Images
  - JPG (JPEG, Joint Photographic Experts Gp.)
  - GIF (Graphics Interchange Format)
  - BMP (Bitmap)
- Videos
  - WMV (MS Windows Media Video)
  - AVI (Audio Video Interleave)
  - MPG (MPEG, Moving Picture Experts Group)
  - DVD (Check with ICC on Availability)



# Step 6: Presenting Your Winning Paper in 2012 (continued)

- PowerPoint presentations are to be submitted no later than July 1 in the conference year
- Allow time for:
  - Verification of file
  - Loading presentations on PCs
- If PPT has been modified after submission, provide CD on arrival at conference



# Conclusion: Why Your Paper Needs to be a “Winner”

- Biblical/Academic Integrity
  - Yours
  - Ours
- Utility
  - Get it Right the First Time
- Above Reproach
  - Builders of other Origins Models
  - Receivers of Origins Models

